

REDSUN2020
Director's GUIDE
INTRO

Welcome to Redsun2020 Director's guide

This play-through is kind of a story mode setup including my director comments. As a director and creator of this mod, it seemed appropriate to add observations of playing this game after some 20 years. This play through also includes pictures, strategies, codes, spoil alerts, lore and list of goodies around each level.

Who is this for?

Well, I got people emailing me throughout the years about they wanted to play this game but could not find where to download it or did not have the original DeusEx CD or some who just could not get it installed. Although I provided an installation doc, this documentation can be used to simply read through to get a feel of the mod. There are also others (like me) who would like to reminisce the game from all these years by reading over some of one's favorite game experiences.

Full PDF Director Guides

- #1 Intro (this doc)
- #2 Otemachi Labs #1
- #3 Otemachi Labs #2
- #4 TMG Complex
- #5 Otemachi-Ku
- #6 Hibiya Underground Plaza
& Aquabus Station
- #7 Passageways
- #8 Hibiya Towers
- #9 Shinjuku Aquabus Station
- #10 West Shinjuku
- #11 Kabuki-cho
- #12 East Shinjuku

- #13 Yokotani Bank
- #14 Galaxy Disco
- #15 AquaGrill
- #16 Kurokuma Base#1
- #17 Kurokuma Hideout
- #18 Kurokuma Base#2
- #19 Lost City
- #20 Return to Otemachi-Ku
- #21 TMG Complex Military #1
- #22 TMG Complex Military #2
- #23 TMG Complex Military #3
- #24 Tokyo Station

About Redsun2020 Lore

Redsun2020 is a MODification RPG/FPS SF thriller spy story game derived from Deus Ex original game series. The location is set in Japan during the dark ages where many Yakuza factions are fighting to gain power over an unstable government. The Japan Government is investing all their resources into new technologies in order for the military to bring down the threatening Yakuzas.

The TMG (tokyo Metropolitan Government) is an extremist faction and has become quite corrupted within the government that goes as far as stealing other countries secrets and technologies.

In 2031, the TMG manage to kidnap an UNATCO agent called Joseph and brought him to their labs to find the secrets of augmentation technologies to enhance their own military power.

Redsun 2020 Introduction Video

Click below to play

CLASSICS



REDSUN 2020

Installation Guide

If you found a working original CD version of Deus Ex, load it up and install it.
I think many of you may not be able to find the original CD.
Do not fear, the Deus Ex Game of the Year edition for STEAM users will also work.

Original CD Version

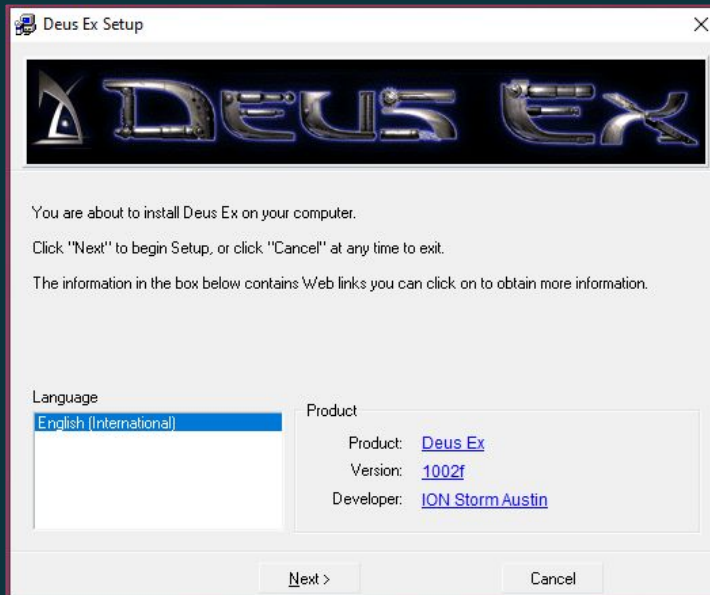


1. Load Deus Ex Original CD in CD Player
2. Create C: "Original Deus EX CD"
3. Copy all CD Contents into this folder
4. Run SETUP.exe
All game contents should be under C:Deus Ex Folder
5. Run DX Game and Setup (for testing)

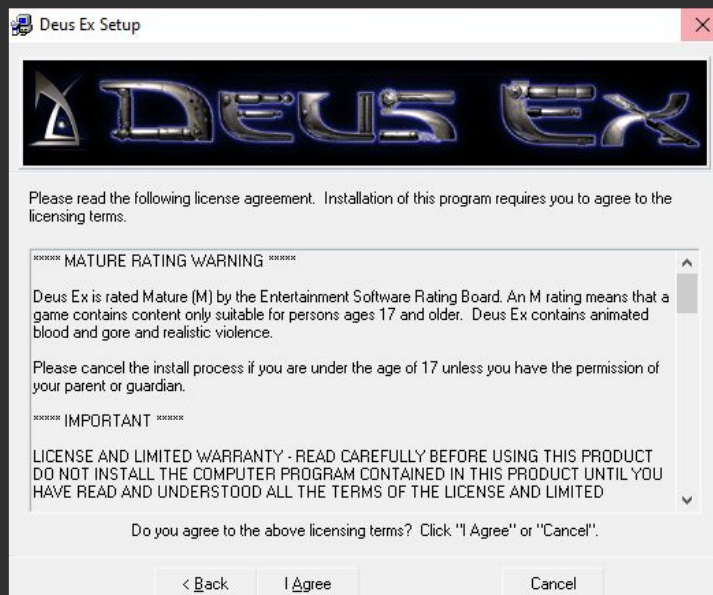
Quick Guide

Step-by-Step Guide for DX Install

STEP #1

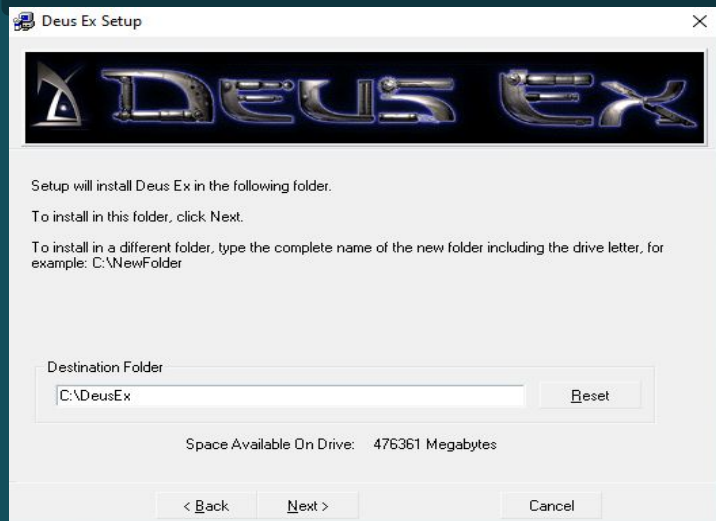


STEP #2

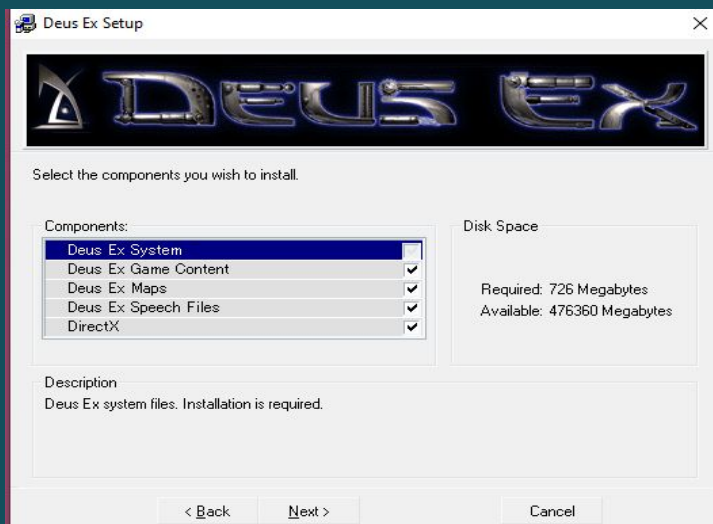


Step-by-Step Guide for DX Install

STEP #3

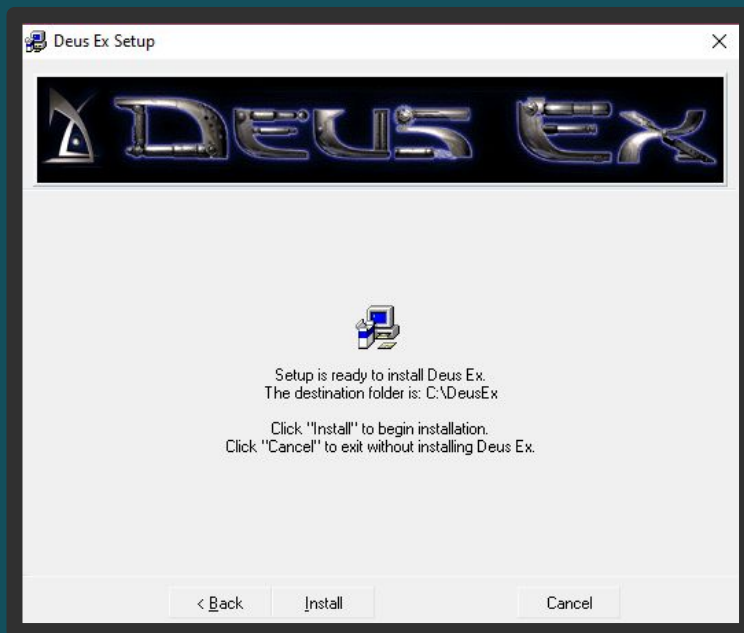


STEP #4



Step-by-Step Guide for DX Install

STEP #5

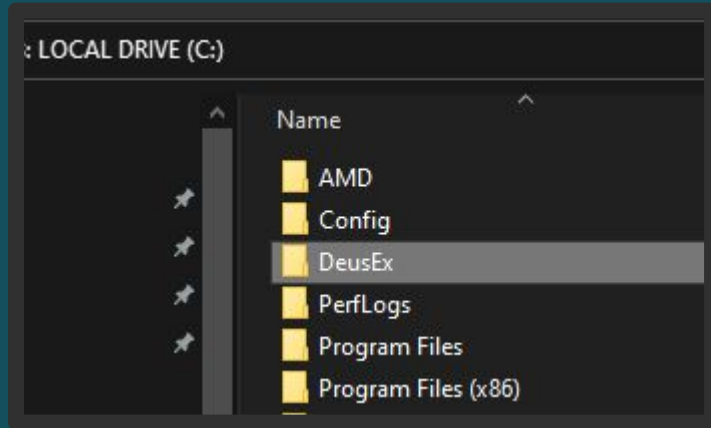


STEP #6



Step-by-Step Guide for DX Install

STEP #7



C: DeusEx -> System -> DeusEx.exe

Step-by-Step Guide: DX MP Patch

STEP #1

Download the DX MP Patch !

Patch Name: DesuExMPPPatch112fm.exe

Deus Ex - game update MP Patch v.1.112 - Download

Game update (patch) to **Deus Ex** , a(n) rpg game, MP Patch v.1.112, added on Friday, April 27, 2001.

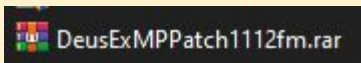
file type	file size	downloads	(last 7 days)	last update
Game update	35.7 MB	4587	2	Friday, April 27, 2001

Download page link

<https://www.gamepressure.com/download.asp?ID=449>

Step-by-Step Guide: DX MP Patch

STEP #2



Unzip and Run the exe program

WinZip Self-Extractor [DeusExMPPatch1112fm.exe]



About to install the Multiplayer Patch for Deus Ex.

This patch will upgrade Deus Ex to version 1.112fm. You must have a copy of Deus Ex on your system before you can install the patch.

Setup

Cancel

About

WinZip® Self-Extractor © Nico Mak Computing, Inc. <http://www.winzip.com>

STEP #3

Deus Ex Setup



This program will update your copy of Deus Ex to version 1112fm.

Click "Next" to begin Setup, or click "Cancel" at any time to exit.

The information in the box below contains Web links you can click on to obtain more information.

Language

English (International)

Product

Product: [Deus Ex](#)

Version: [1112fm](#)

Developer: [ION Storm Austin](#)

Next >

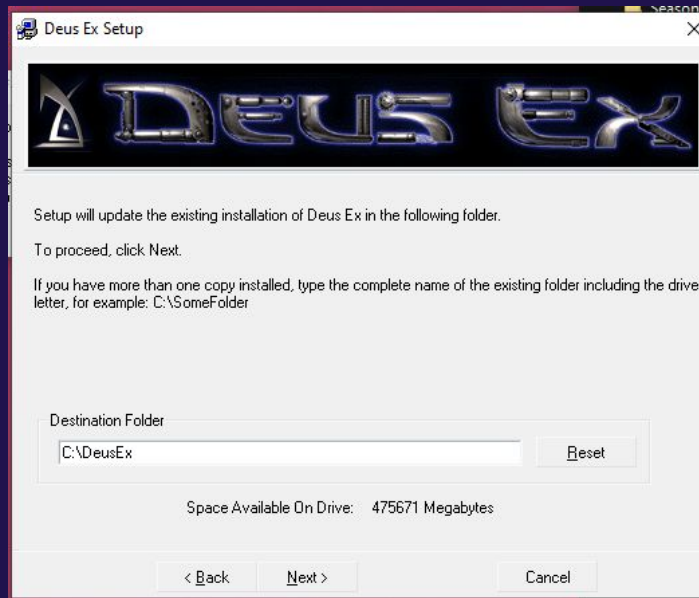
Cancel

Step-by-Step Guide: DX MP Patch

STEP #4

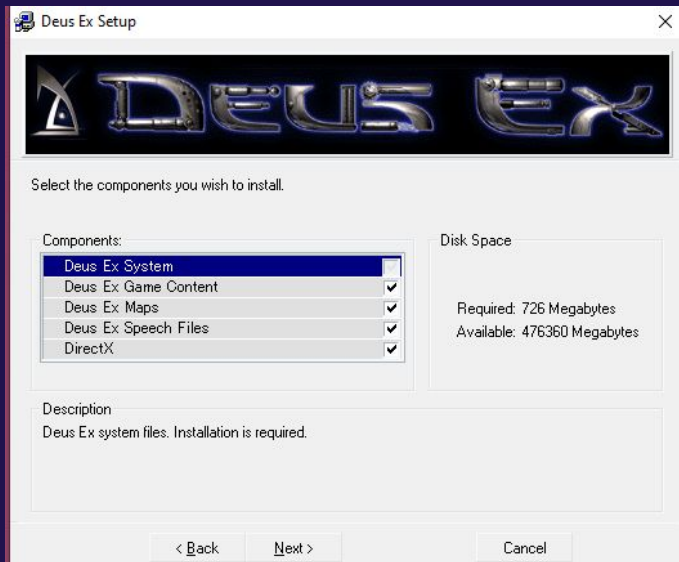


STEP #5

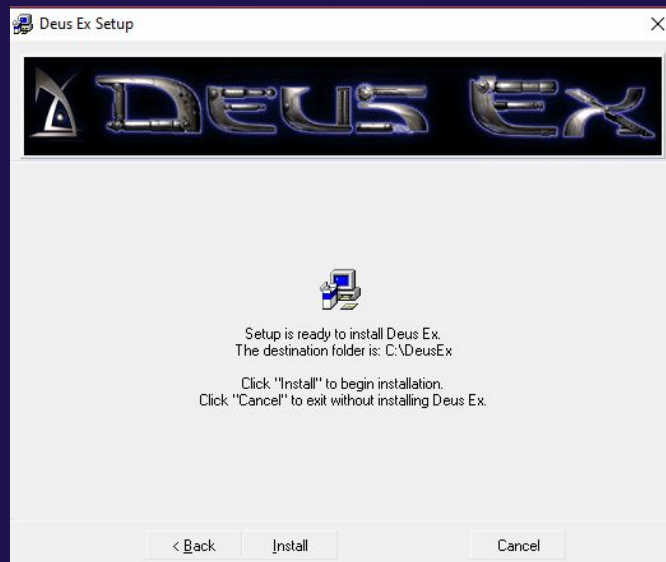


Step-by-Step Guide: DX MP Patch

STEP #6

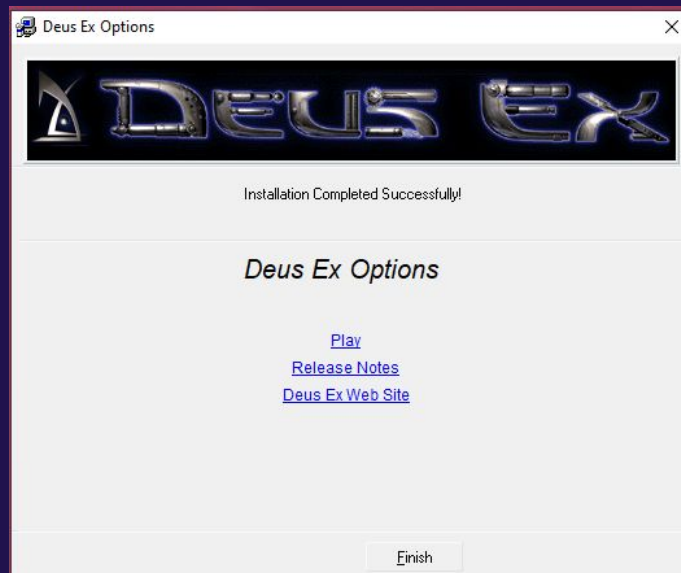


STEP #7



Step-by-Step Guide: DX MP Patch

STEP #6



STEAM Version

STEP #1



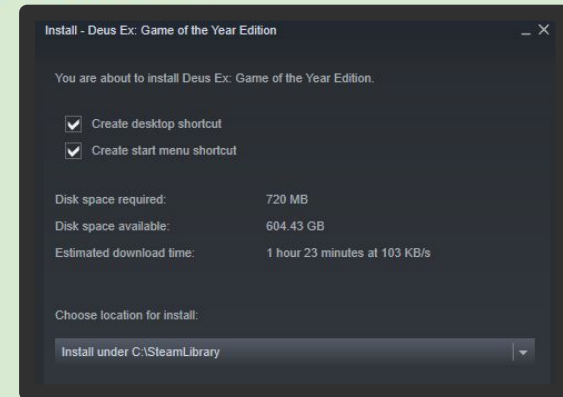
For STEAM users with Deus Ex Game of the Year edition

Install Deus Ex from Steam

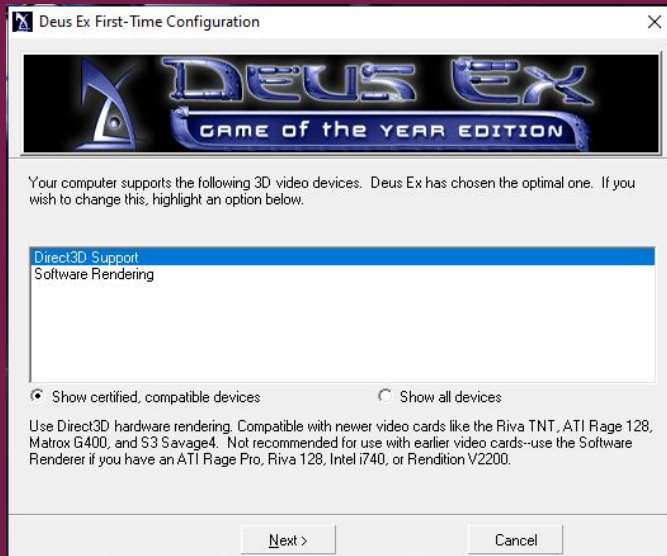

Important: Be sure Steam Library is selected for C Drive.

Deus Ex should be installed as follows;

SteamLibrary/steamapps/common/Deus Ex



STEAM Version

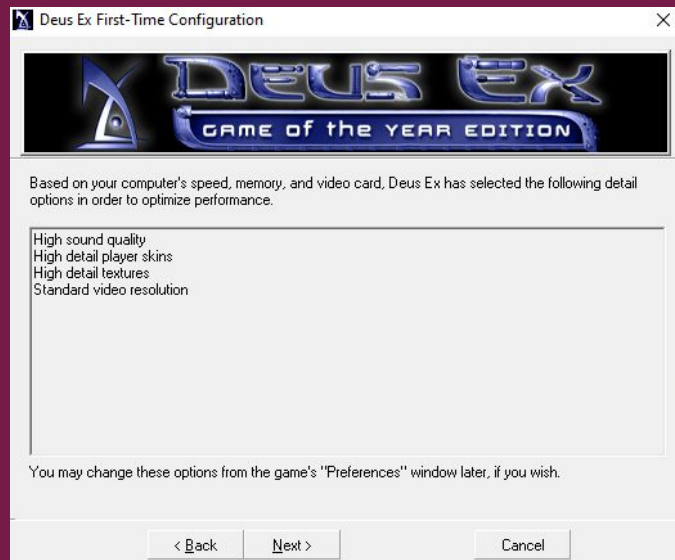


STEP #2

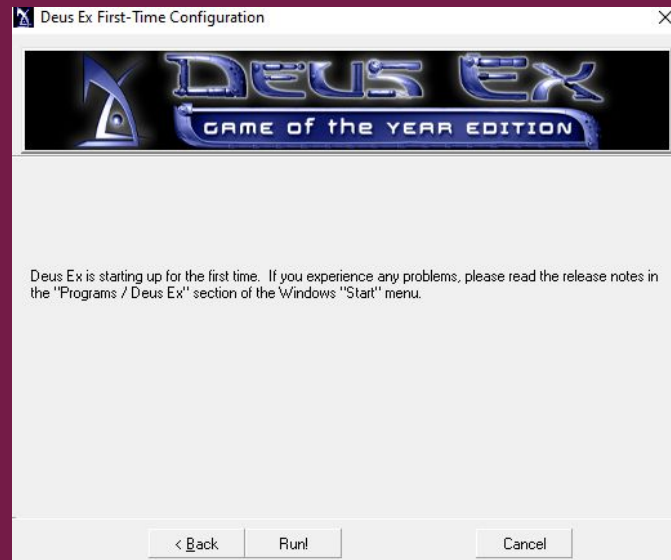


STEP #3

STEAM Version



STEP #4



STEP #5

STEAM Version

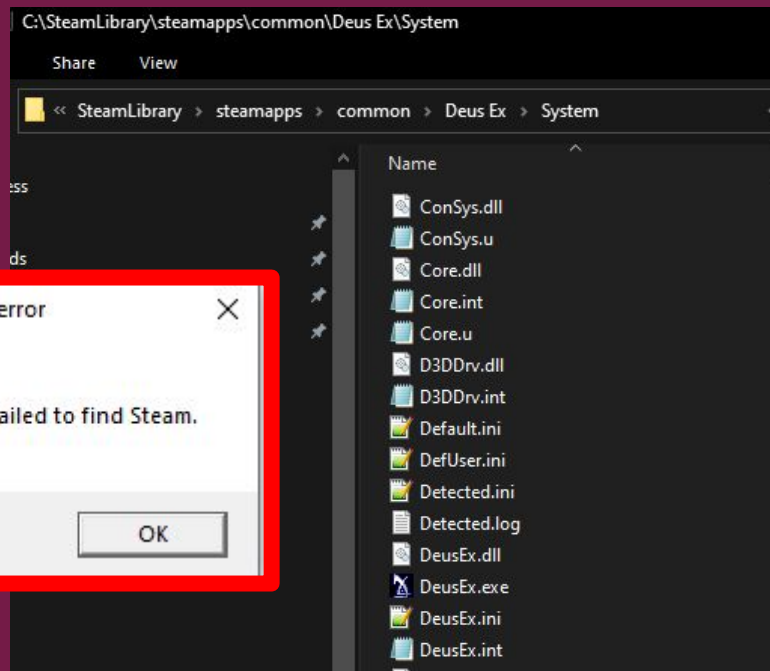


STEP #6

Navigate to Deus Ex/system Folder

STEP #7

Most likely you will get an application error as shown.



STEAM Version



STEP #6

Locate steam .dll file
Could be under C: /SteamLibrary or other Drive that has Steam Library Installed.

Name

- steamapps
- libraryfolder.vdf
- steam.dll

COPY

STEP #7

Copy Steam.dll and paste it under DeusEx/System as follows;
C:/SteamLibrary/steamapps/common/Deus Ex/system

- SGLDrv.int
- SoftDrv.dll
- SoftDrv.int
- Startup.int
- steam.dll
- UBrowser.u
- User.ini
- UWindow.u

Paste

STEAM Version



STEP #8

TEST: run DeusEx.exe directly from the system file.



Be sure STEAM is running first before trying to run DeusEx.exe game.

Deus Ex™ GOTY Edition



GOG.com



GOG GALAXY

STEP #1

Overview

My progress

Extras

↓ Install



Deus Ex™ GOTY Edition

517 MB download · 842 MB installed

Install to

C:\GOG

Language

English

Options

☐ Create desktop shortcut

☒ Keep this game up to date automatically

Be sure you create GOG folder is on C: Drive and Deus Ex will be installed under that folder.

Deus Ex™ GOTY Edition



GOG.com



STEP #2

Cancel

Install

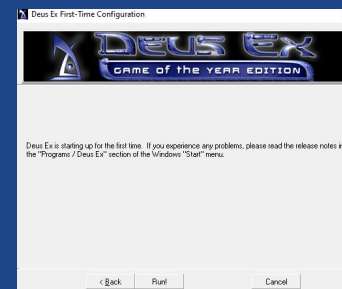
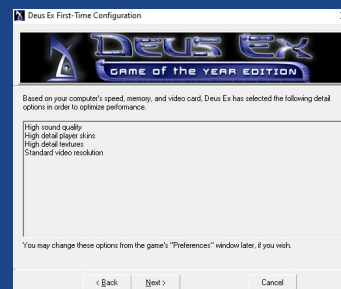
Once installed, the setup should be the same as the STEAM Version

Overview

My progress

Extras

Play



Deus Ex™ GOTY Edition

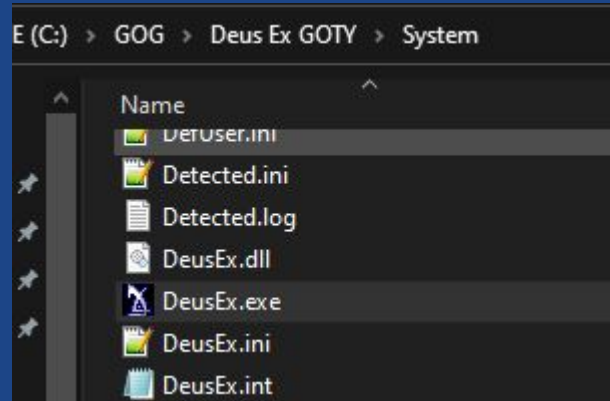


GOG.com



STEP #3

Regarding the GOG version, you can simply go the DeusEx.exe file to run. No need to copy/paste dll files.



Deus Ex™ GOTY Edition

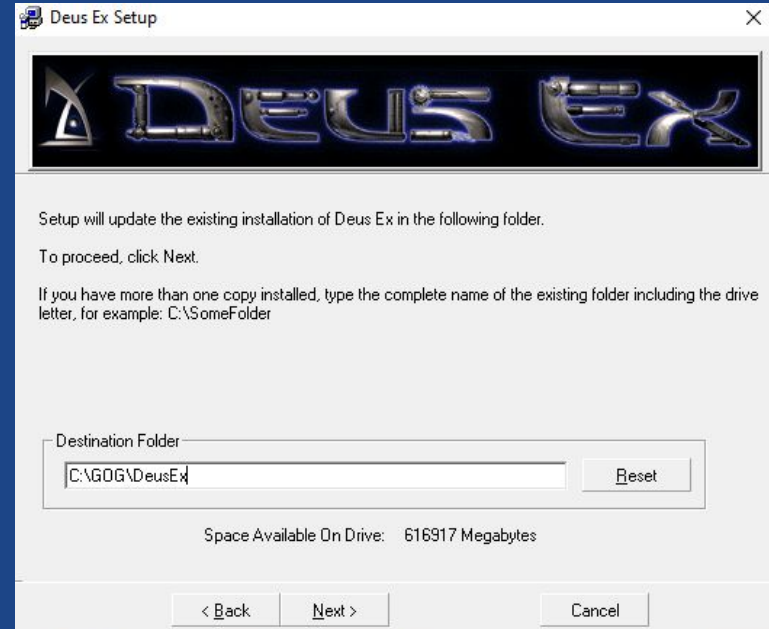



Step-by-Step Guide: DX MP Patch

STEP #4

You will need to install the DX MP Patch, before installing Redsun2020.exe game. Go to Step 1 of the Step-by-Step Guide: Dx MP Patch for details.

Be sure you select C:/GOG/DeusEx or similar to where your DeusEx folder is during patch installation



Possible Requirement



Visual Studio 2015 runtime program called **vcredist_x86.exe** may be needed. If so, download and install this runtime Library.

[Download HERE](#)

[Microsoft Download Page Link](#)

Redsun2020 Installation



STEP #1

Download Redsun2020 setup file.
NAME: Redsun_Setup_V1.13.exe

Deus Ex - Red Sun 2020 1.13 - Game mod - Download

The file Red Sun 2020 1.13 is a modification for **Deus Ex**, a(n) rpg game. Download for free.

file type	file size	downloads	(last 7 days)	last update
Game mod	112.5 MB	1997	2	Sunday, December 13, 2015

Download page link


<https://www.gamepressure.com/download.asp?ID=58903>

Redsun2020 Installation



STEP #2

Once downloaded, click on the Redsun2020 Icon to unpack the Game.



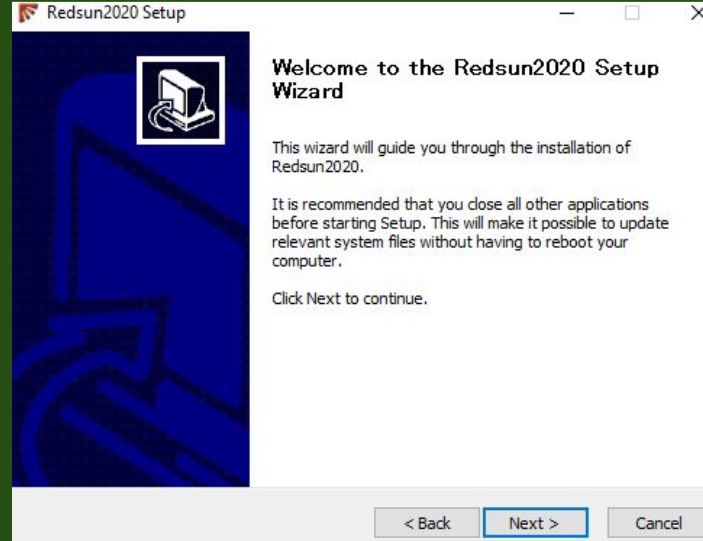
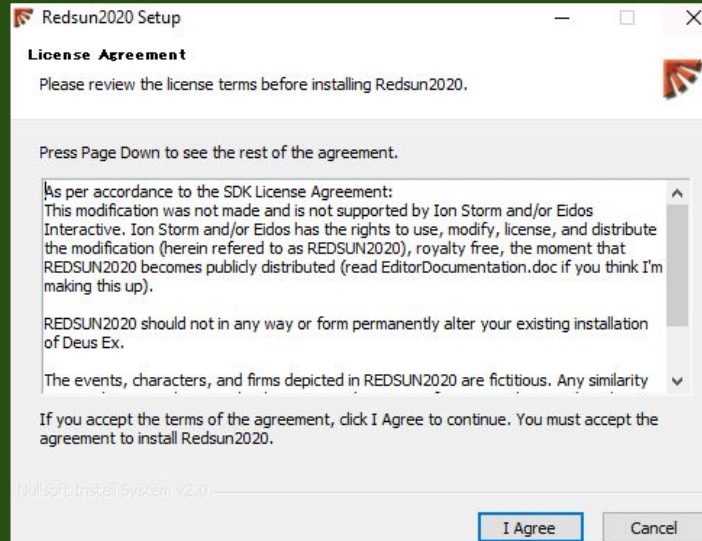
Be sure you run this install program on C Drive.

Redsun2020 Installation



STEP #3

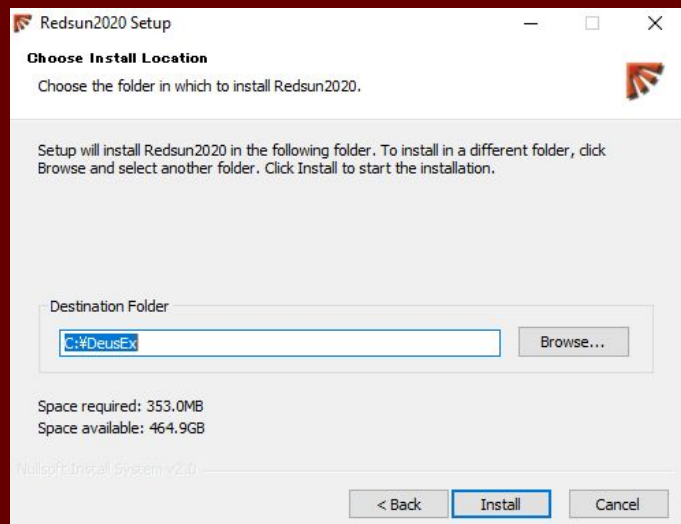
STEP #4



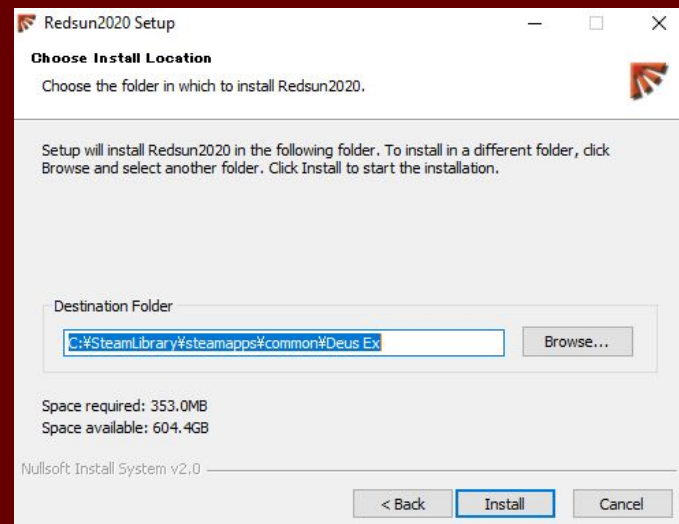
Redsun2020 Installation



STEP #5

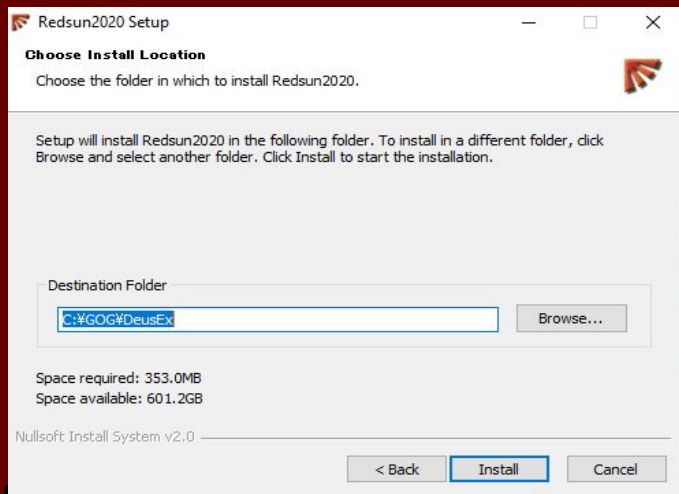


Original CD Setup



Steam Setup

Redsun2020 Installation

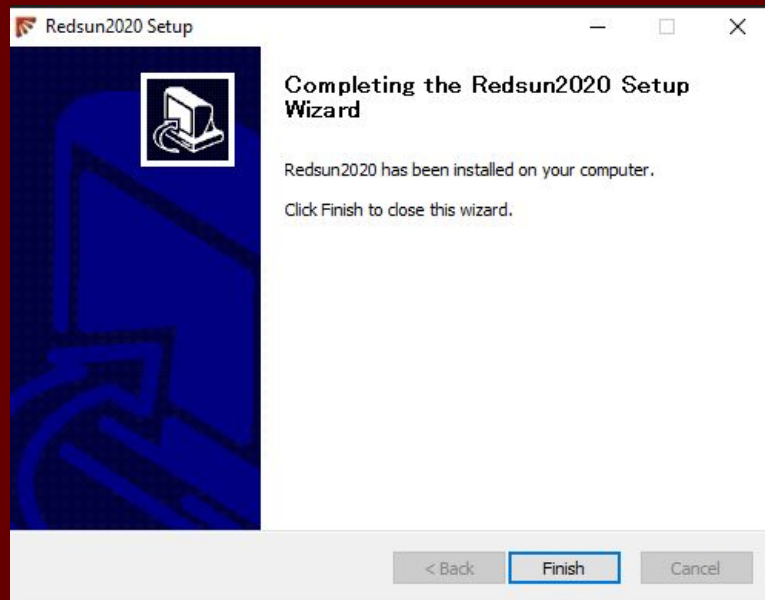


GOG Setup

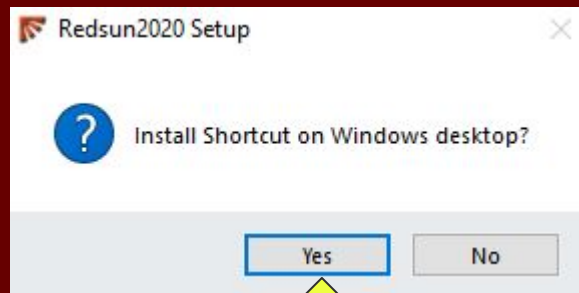
Redsun2020 Installation



STEP #6



STEP #7



Select "YES"

You should get the following icon on your desktop.



Display Settings



Due to Modern Display systems, the REDSUN ini file may not be able to pick up the Display option settings.

Exit Redsun game and run DeusEx.exe to adjust the Screen Resolution



Display Settings

```
[WinDrv.WindowsClient]
WindowedViewportX=640
WindowedViewportY=480
WindowedColorBits=32
FullscreenViewportX=640
FullscreenViewportY=480
FullscreenColorBits=32
Brightness=0.750000
MipFactor=1.000000
UseDirectDraw=True
UseJoystick=False
CaptureMouse=True
StartupFullscreen=True
```

In case this does not work, the final solution is to edit Redsun2020.ini File. Go to **FullscreenViewpox** and **Fullscreenviewpory** and change the values.

```
[WinDrv.WindowsClient]
WindowedViewportX=640
WindowedViewportY=480
WindowedColorBits=32
FullscreenViewportX=1600
FullscreenViewportY=900
FullscreenColorBits=32
Brightness=0.750000
MipFactor=1.000000
UseDirectDraw=True
UseJoystick=False
CaptureMouse=True
StartupFullscreen=True
```

Redsun 2020 : NEW GAME



If you installed the STEAM version, be sure STEAM is running before Starting the game.



Start-up Scene

The game starts out with some scrolling useless ramble/jumble introduction. Not really an introduction but some cool script that we wound on the internet that could animate like Star Wars. However, we failed to put any meaning into it.

*The only Deus Ex mod to come
out AFTER Half-Life 2.
(This would've been true if it
weren't for some lamers!)*

*The least anticipated mod since
Helix: Alien Legion...*

*(Does Deus Ex even exist on
store shelves anymore?)*

The REDSUN2020 ICON

After the scrolling, the pretty cool 3D rotating REDSUN2020 ICON will appear.



Prelog Cinematic

Sit back and watch the introduction cinematic of the TMG heli flying into an unknown location somewhere in southeast Asia.



Kidnapping Joseph

The 3 TMG agents sneak up to Joseph, our main character while he is in camp. Joseph is here on UNATCO training session but gets kidnapped by the TMG.



CREDITS

PROFILE

John Leonard

Aka SENJU or OBAIBA

DEVELOPMENT

Redsun2020 Concept John Leonard
Redsun2020 Story John Leonard
Redsun2020 Producer John Leonard
Redsun2020 Director John Leonard

Custom Art

Art Textures
Sky Boxes

MAPS

TMG_Complex
Otemachi-Ku
Hibiya Underground Plaza
Tokyo AquaBus Station
Passageways
Hibiya Park Towers
Kabuki-Cho
TMG_Complex_Military_1
TMG_Complex_Military_2
TMG_Complex_Military_3

PROFILE Steve Foxon

Original MUSIC

The Redsuns2020 mod uses a mix of Deus Ex and original Redsuns 2020 Music.

The original songs were written and produced by Steve Foxon.

There were 8 tracks that were created. I wish we had more but Steve had other projects he was currently committed to including other DeusEx mods.

- #1 Main Menu
- #2 Otemachi Labs
- #3 Otemachi-Ku
- #4 Hibiya Plaza
- #5 Banzai Jump
- #6 AquaBus
- #7 Yokotani Bank
- #8 Credits

Click below to play

CLASSICS



REDSUN 2020

PROFILE Yakedo

Custom Art

Art Textures
Sky Boxes

Game Compilation

Support and Final Package setup

MAPS

Otemachi_Labs_1
Otemachi_Labs_2
Shinjuku Aquabus Station
East Shinjuku
West Shinjuku
Yokotani Bank
TMG_Complex_Military_3 (support)
Tokyo_Station

PROFILE
Markus

Cinematics

Cine_Intro
Cine_Skypod
Cine_Aqua
Cine_Lost_City_Escape
Cine_END

MAPS

AquaGrill
Galaxy Disco
Kurokuma_Hideout
Kurokuma_Base_1
Kurokuma_base_2

PROFILE
Steve Tack

Special Modifications

Redsun2020 Installer
Model Design
Scripting Support
Sound Management
Custom Main Menu